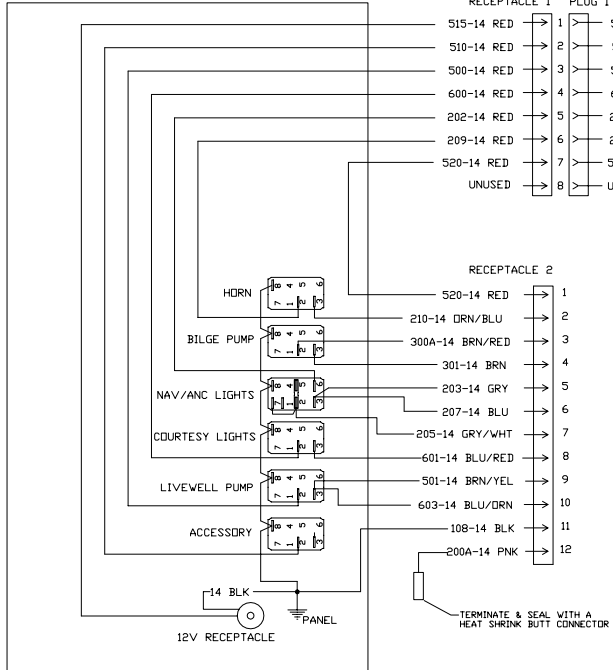


Boston Whaler, Inc.

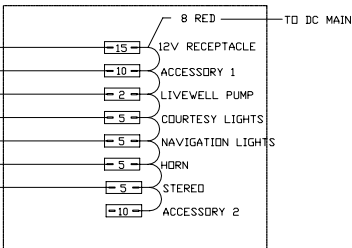
PB190NT11

# SWITCH & INSTRUMENT PANEL

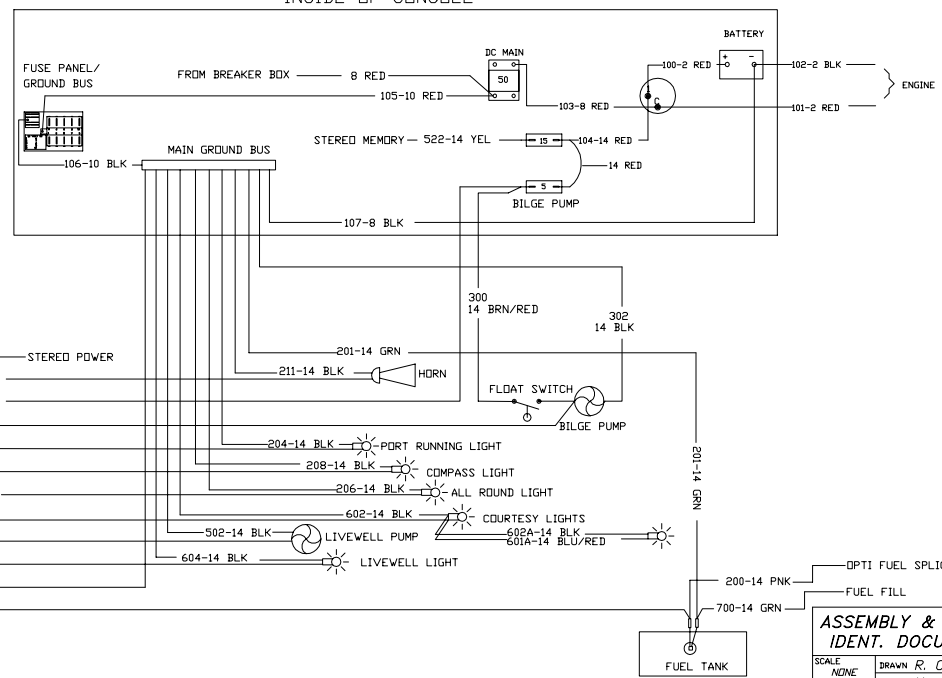


- RECEPTACLE 1 PLUG 1
- 515-14 RED → 1
  - 510-14 RED → 2
  - 500-14 RED → 3
  - 600-14 RED → 4
  - 202-14 RED → 5
  - 209-14 RED → 6
  - 520-14 RED → 7
  - UNUSED → 8

- RECEPTACLE 2
- 520-14 RED → 1
  - 210-14 DRN/BLU → 2
  - 300A-14 BRN/RED → 3
  - 301-14 BRN → 4
  - 203-14 GRY → 5
  - 207-14 BLU → 6
  - 205-14 GRY/WHT → 7
  - 601-14 BLU/RED → 8
  - 501-14 BRN/YEL → 9
  - 603-14 BLU/DRN → 10
  - 108-14 BLK → 11
  - 200A-14 PNK → 12



INSIDE OF CONSOLE



- PLUG 2
- 520-14 RED → STEREO POWER
  - 210-14 DRN/BLU →
  - 300A-14 BRN/RED →
  - 301-14 BRN →
  - 203-14 GRY →
  - 207-14 BLU →
  - 205-14 GRY/WHT →
  - 601-14 BLU/RED →
  - 501-14 BRN/YEL →
  - 603-14 BLU/DRN →
  - 108-14 BLK →
  - 200A-14 PNK →

## ASSEMBLY & PARTS IDENT. DOCUMENT

SCALE	NONE	DRAWN	R. CRAVEN
DATE	04/01/03	CHKD.	X
		DESIGN	X
		MFG.	X

ENGINEERING DEPARTMENT

CODE	DESCRIPTION	DATE	BY	APPROVED
-	2004 MODEL YEAR UPDATE	11/17/03	RAL	
	REVISIONS			

TITLE  
WIRING DIAGRAM 190NT